



CASE BARNETT
— LAW —



MOMS AND 'MUM MUMS'

CELEBRATING SOME WONDERFUL MOTHERS

This Mother's Day, I'm reminded of how fortunate I am to know so many wonderful moms. Obviously, I need to start off by thanking my own mother for everything she did for our family throughout my childhood. My mom sacrificed a lot for my sister and me, and she wore many hats. She drove us to all our extracurricular activities and helped us with homework every night. My mom gave up so much to take care of us, and I don't think she's ever gotten enough recognition for it.


When we were finally out of the house, my mom pursued a lifelong dream: acquiring a degree in Irish studies from Dublin University in Ireland. During my childhood, Mom put this aspiration on hold so she could put our family first. I'm so happy she finally got the chance to achieve this goal. Today, she's a wonderful grandma to my own kids, who call her "Mum Mum."

Speaking of wonderful grandmas, I can't forget another mom who welcomed me into her family with open arms. Nicole's mother, Laura, is incredibly protective of her daughters, which makes the fact that she signed off on me all the more special. She put Nicole and her older sister, Rachelle, first throughout her entire life. Today, she's still selfless, running her own business while also helping with the family. I don't know how she does it, but that's just the kind of loving and hard-working person she is.

Last but far from least is my wife, Nicole, who is the greatest mom I've ever known. Our kids are young, exuberant, and challenging, but Nicole truly speaks their language. She encourages them to channel their energy through games, art, music, and activities. Our son, Finn, is about as crazy as you'd expect a 3 1/2-year-old to be, but when Nicole pulls out the crafts and games (he calls them "table activities"), he becomes this Zen little dude who plays for hours. Harlow is very into finding the most dangerous thing in the room and exploring it. Nicole finds ways to encourage Harlow's fierce independence while making sure she doesn't tear the house down. Nicole is wonderful at finding games for each of their different personalities.



These games aren't just distractions to keep our kids chill for a while. Nicole dedicates so much time to helping Finn and Harlow grow intellectually, spiritually, and emotionally. It's




a demanding job, but Nicole is truly dedicated to her kids. Really, she's dedicated to our whole family, being as protective of Finn and Harlow as her mother was of her. She is patient and loving and will do everything she can to help our family grow stronger every day. You hear people talk about how a mother will do anything for her children, and when I look at my wife, I know that's completely true.

I know I'm not the only person who can say I wouldn't be where I am today if it weren't for some pretty special moms. Please join me in celebrating all the wonderful moms in the world and everything they do to help make our lives better.

Happy Mother's Day!

—Case Barnett



STEP UP YOUR KIDS' GOO GAME

Make Amazing Magnetic Slime

What you'll need:

- Liquid starch
- Elmer's glue (or any white glue)
- Iron oxide powder (can be found at home improvement stores — avoid breathing it in!)
- Disposable bowls
- An extra-powerful neodymium magnet (check online retailers or hobby stores)

Instructions:

1. Start off by pouring 1/4 cup of liquid starch into a disposable bowl. Add 2 carefully-measured tablespoons of iron oxide, and stir vigorously until fully mixed.

If you're a parent in 2018, you know how popular slime has become among the kiddos. NPR reports that the gooey stuff has become a "social media sensation" and even led to glue shortages in many areas across the country. But instead of making a traditional pile of neon goop with your child, why not upgrade it with magnetic capabilities? Make your own magnetic slime with just a few ingredients you can easily find around town.

2. Mix in 1/4 cup of glue, and stir like crazy. You're going to doubt that this preslime mixture can possibly turn into anything, but have faith and continue to mix. Eventually, it'll take on that gooey slime-like texture.

3. Once the slime is a little squishy, remove it from the bowl and start mashing it with your hands. Knead and knead until the mixture is evenly distributed throughout. Don't worry about the black juice remaining in the bowl — just mix it in as best you can. When that's done, give your hands a good scrub. The black mess will leave a stain for a little over a day.

4. Pat the slime down to dry off excess juice. That's the stuff that makes a mess and blackens your hands, not the slime.

Now it's ready for action! Set the slime on the countertop and get out your magnet. Your kids will be amazed by the way the thick slime reaches for the magnet, almost like some alien creature. This is the perfect opportunity to explain how magnets work. Check out the "Magnetism" page on ExplainThatStuff.com. Or just squish the slime around and see

what it can do! Though it may not be as colorful as the slime you usually see, it's definitely more interesting. It's the perfect simple activity for a playdate with your kids this May.



WHAT OUR CLIENTS ARE SAYING

"I have nothing but good things to say about Case and his entire staff. They are absolutely great people. In my experience, I found that they

were really on top of their game and extremely knowledgeable about how the law works and how to get you what you want. The whole staff was empathetic and compassionate about the pain that my family and I have been going through. They were always there to answer any questions I had — even after working hours! They won my lawsuit in an amazingly short amount of time. I could go on, but this review would turn into a short story. Thank you, Case and the whole staff. You're all awesome in my book."

— Ryan Hiebel



Reminder About Our Firm's Communication Policy: Our promise to you is that we don't take inbound calls or emails while we are working on your case. Case Barnett takes no inbound unscheduled phone calls whatsoever. It makes him much more productive and helps get your case resolved faster. You can always call the office at 949-861-2990, and schedule an in-person or phone appointment, usually within 24-48 hours. This is a lot better than the endless game of "phone tag" played by most businesses today. Remember, too, that email is "quick," but is checked no more than twice a day. Replies are then scheduled into the calendar. So if it's really important, don't email — call the office instead.

Finn's Story Time

Our Moon-Valley Adventure

Hello, everyone!

My name's Finn Barnett, and this month, my mom and dad said I could tell you about our trip to Moon Valley Nurseries! Mom and Dad have been redecorating the courtyard at our house, and they realized it was the perfect spot for a tree. If you ask me, I think it would have been a great spot for a spaceship or a giant dinosaur, but the tree we picked out is pretty cool too.

My parents wanted my little sister, Harlow, and I to help choose the perfect tree. So one day in early spring, they picked me up right after school, and we drove out to Irvine. Moon Valley has a lot of different kinds of trees and bushes. More than I can count — and I can count pretty high. The nursery is also really big, so



we got to ride around in an off-road golf cart. That was my favorite part. I felt like Indiana Jones going through the jungle!

Before I was born, my mom lived in Spain. So we decided to get an olive tree because it reminds Mom of her favorite place on Earth. We drove out

with Chris Bowden, a landscape designer at Moon Valley, to where they had a bunch of olive trees growing together. Chris knows more about trees and plants than anyone, so he helped us pick out the perfect olive tree to take home. Once we found our tree, we got to write our names on the box — Mom and Dad let me do that part.

Getting our tree was so much fun! It was liking picking out a Christmas tree, only better since this tree is going to live with us for as long as we're at our house. I'm really excited to watch our tree grow up and get bigger as I do. I wonder, which one of us will be taller?



-Finn Barnett



Grilled Skirt Steak With Asparagus

Ingredients

- 1 1/2 pounds skirt steak
- 2 teaspoons crushed red pepper
- 2 tablespoons canola oil
- Salt and pepper to taste
- 1 pound asparagus
- Grated pecorino Romano cheese

Directions

1. Heat grill to high. Season room-temperature steak with salt, pepper, and 1 tablespoon oil. Any oil with a high smoke point, such as canola, will work.
2. Trim bottom inch of asparagus and season with salt, pepper, and remainder of oil.
3. Cut steak into four portions and grill for 3–5 minutes per side, depending on desired doneness. Skirt steak is thin and will cook quickly.
4. Let steak rest for 10 minutes. While it's resting, grill asparagus for 6 minutes, turning once.
5. Sprinkle cheese and crushed red pepper on asparagus. Serve alongside steak.

Word SEARCH

G L C U H L Q H W Z T U R N D E R W V F
B T A R E E J G G Q E J J L C P F Z B L
L T M W E D R P M I U O A E Y J R F O O
H E S H O W E R S V H R H T S E I T O W
E N S V D H F A Q U E V A I B E Q Z U E
D R O Y C D F C E M F D L I O D P R I R
H A S W Y S T P E H B A H G M G K T P D
G B B P T R V C J W I K F T D N J R J Q
O Q W I C G A Q I N C E X N J U Y V F D
K K C B E M X M H P U K X N Y J A R F R
A Y T J N V I G E N D C Z G H Q M T C N
S X I I D M I H R S X C X L T A Z W F D
I P A U R I D L A I O F H A N C H H Z L
L R R C A L I L O R T R U G R J R F B G
A L X I O V X A W J K M G E Y Y P M H V
D M S Q N T O Y V U C A Y L J T P D V O
Z Z Q K V G U Q K A R V U M H S T D I N
X G M S L O A A F D G Y M A H E H N F E
Z N F P P E A C E V R F N Y O R Z I B R
T A J T I Y E N R O T T A P L A Y W E M

ATTORNEY
BARNETT
EMERALD
FLOWER
GARDEN

LAW
LEGAL
LILAC
MAY
OLIVE

PLAY
RAIN
ROSEMARY
SHOWERS
SPRING

This publication is intended to educate the general public about personal injury and elder abuse. It is not intended to be legal advice. Every case is different.



245 Fischer Avenue, Suite B4
 Costa Mesa, CA 92626

INSIDE THIS ISSUE:

Page 1

Happy Mother's Day!

Page 2

Your Kids Will Love This Magnetic Slime Recipe

Hear From Our Clients

Page 3


Finn Goes to Moon Valley

Grilled Skirt Steak With Asparagus

Word Search

Page 4

3 of the Most Formidable Moms in History




MOTHERS SHAPE THE WORLD


3 OF HISTORY'S BRAVEST MOMS

Moms make the world go round. After running the gauntlet of childbirth, they raise and guide us throughout our lives, shouldering the tremendous burden and responsibility of motherhood. Mothers are in turn formidable, kind, powerful, gentle, wise, fierce, patient, supportive, empathetic, driven, and full of love. In honor of Mother's Day, here are three historic moms who never stopped fighting for what they believed in.


SOJOURNER TRUTH (1797–1883) Before she escaped from New York slaveholder John Dumont, Sojourner Truth had at least three of her children sold away from her. When Dumont went back on his promise to emancipate Truth and her infant daughter in 1826, she took the girl and fled to an abolitionist Quaker family, but she was forced to leave her other daughter and her 5-year-old son, Peter, behind. Soon after, she learned that Peter had been illegally sold by Dumont to a slaveholder in Alabama, so she went to court and secured his safe return. It was the first successful case brought by a black woman against a white man in American history. Truth went on to become a prominent abolitionist and a speaker for women's rights, delivering her famous impromptu speech, "Ain't I a Woman?" in May of 1851.



Sojourner Truth



Irena Sendler



Emmeline Pankhurst

IRENA SENDLER (1910–2008) When the Nazis invaded Warsaw in September of 1939, Irena Sendler, a 29-year-old social worker and mother of two, hatched a scheme to rescue Jewish children from the brutal ghettos. Along with many friends and colleagues, she smuggled out nearly 2,500 Jewish orphans, hiding infants on trams and garbage wagons and guiding kids through a labyrinth of secret passageways beneath the city.

EMMELINE PANKHURST (1858–1928) Despite being a wife and the mother of five children — two of whom died tragically young — Emmeline Pankhurst became one of the fiercest advocates for women's suffrage in the late 19th century. After founding the Women's Social and Political Union in 1903, she and her cohorts adopted an aggressive strategy to raise awareness for the issue; they began by buttonholing politicians and staging rallies, then progressed to vandalism, window smashing, and arson. She was instrumental in the movement. Pankhurst lived to see women gain the right to vote in 1928.